



AURA 12 / 16

FLUSH MOUNT CEILING

location:
DAMP

SPECIFICATIONS:

DESCRIPTION

Flush-mounted ceiling fixture, featuring Opal Matte glass diffuser.

LAMPING

LED: 16W Integrated source, 120V, dimmable, 85+ CRI, 3000°K CCT, 1600 lumens, 30,000 hours, included. (Aura 12 only)

LED: 20W Integrated source, 120V, dimmable, 85+ CRI, 3000°K CCT, 2200 lumens, 30,000 hours, included. (Aura 16 only)

DIFFUSER

Handcrafted glass diffuser in Opal Matte.

Aura 12: 12.5" Dia. x 4" H

Aura 16: 16" Dia. x 4.5" H

CONSTRUCTION

Glass diffuser is secured to fitter with "twist & lock" bayonet action. Stamped aluminum fitter.

MOUNTING

Installs directly to a 4" octagonal outlet box, centered on fixture.

90°C supply wire required for incandescent lamping.

LABELS

UL or ETL Listed. Suitable for Damp Locations (interior use only).



OPAL MATTE

Project Information:



All dimensions provided are nominal.
Allowance must be made for dimensional tolerance in handcrafted glasses.

REV 3/18



ORDERING:



Aura 12: _____



12.5"

FIXTURE OPTIONS	-	LAMP OPTIONS
AURA1207C 12.5" Opal Matte		LED 16W LED 1600 lumens

Aura 16: _____



16"

FIXTURE OPTIONS	-	LAMP OPTIONS
AURA1607C 16" Opal Matte		LED 20W LED 2200 lumens

Ex. AURA1207C-LED
Aura 12 Ceiling, Opal Matte Shade

Project Information: